
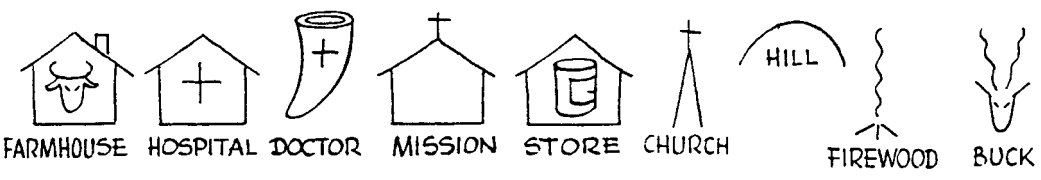



BUNDU SIGNS

COPY THESE INTO THE BACK OF YOUR HIKE LOGBOOK... USE THEM EN ROUTE!

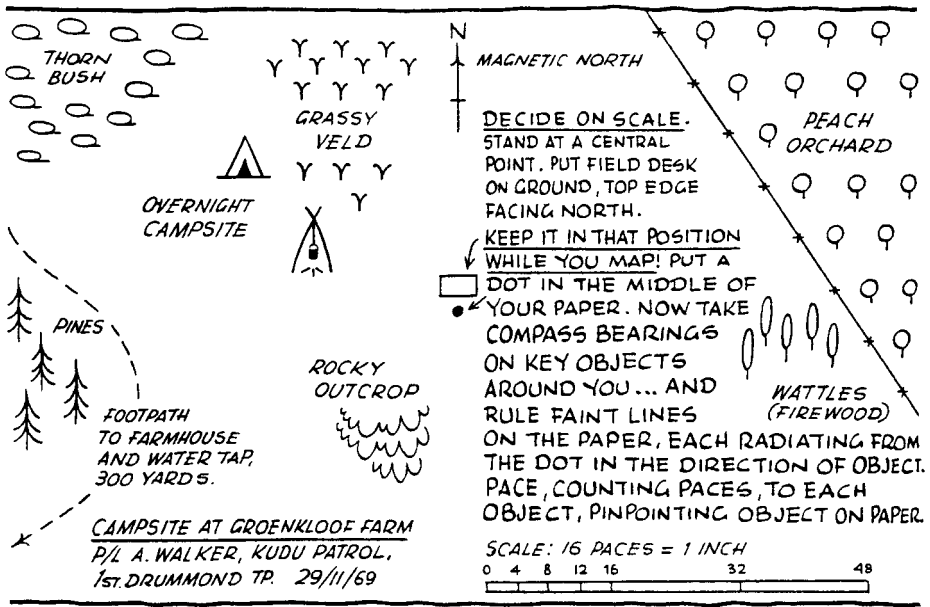


DRAW 'MATCHSTICK MEN' LIKE THESE, TO ILLUSTRATE ANY KIND OF HUMAN ACTIVITY. INVENT OTHERS!



USE BUNDU SIGNS
 In the very first edition of "Veld Lore", in August 1958, we introduced Bundu Signs - for use in hike logbooks and sketch maps, and for decorating gear, etc.

AN EASY WAY TO MAKE A SIMPLE SKETCH MAP



BUNDU SIGNS
 SPECIALLY DESIGNED FOR SCOUTING IN AFRICA

'Indian Signs' are fine and candy - but we don't have Red Indians here. How, we asked ourselves, can we develop signs that are more suitable for use in our own country? Then the answer hit us right between the eyes Bushman Paintings! Our world-famous Bushman rock paintings lend themselves perfectly to our own Scout sign language.

You can draw them so easily yourself! They are all based on Bushman paintings - and you can so easily invent many more yourself, when illustrating your logbooks and decorating your gear and your den. First you draw a 'matchstick man' in the position you want him - simply using straight lines, and giving him a little round head. Then you turn each straight line into a 'sausage' or 'banana' shape as shown. Easy, isn't it? You can illustrate anything this way - including your Troop magazine. Use them, too, in colour sometimes, on staves, leatherwork, rucksacks, trophies, noticeboards, den walls, drums, camp notices, woggles, tents, etc.