




KNOTTING FOUR

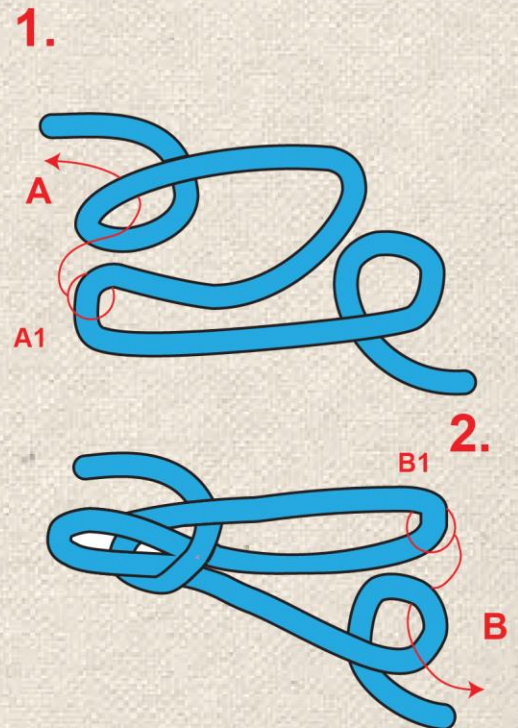
Fisherman's Knot



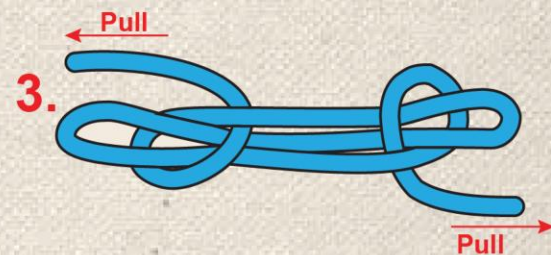

Lie the ropes next to each other. Tie a thumb knot over the other rope on either side. Pull the thumb knots tight. Pull the two ropes ends until the thumb knots meet.

Sheepshank

Take up slack in rope and make underhand loops as shown at A and B. Pass bight A1 through loop A, and bight B1 through loop B. Pull free ends of rope in opposite directions. Maintain tension on knot.



Long Rope Hank



Coil the rope in your hand. Take a loop from the back of the coil and wrap around the bundle of coiled rope. Pull the end of the loop through the top of the coil and pull tight.