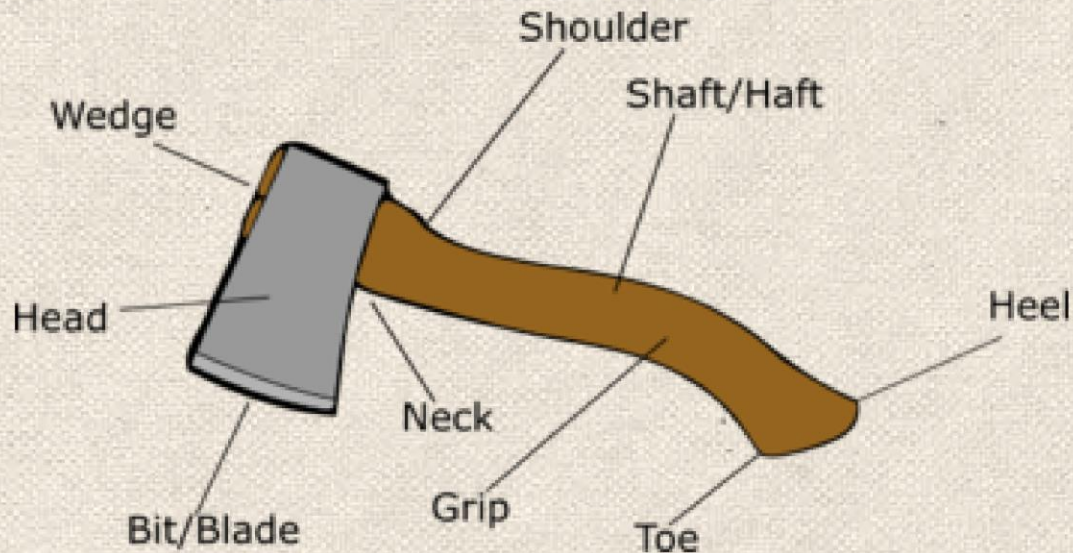


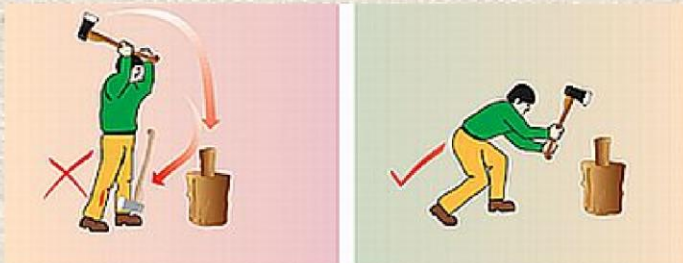


AXEMANSHIP 1

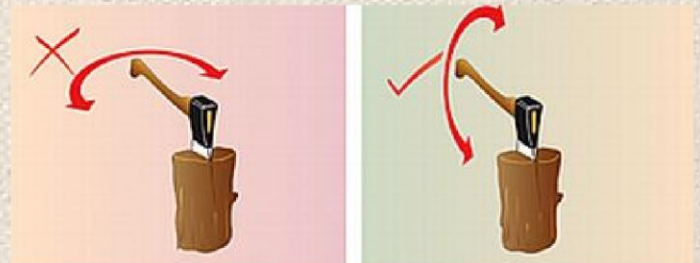


Parts of an Axe

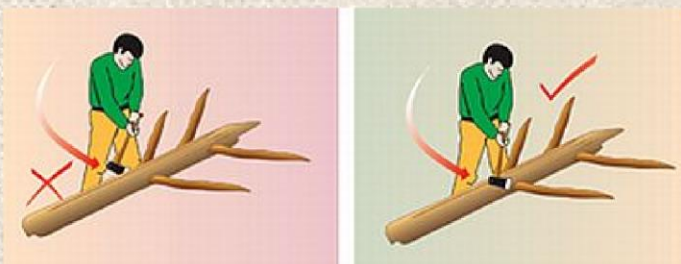
BASIC AXE SAFETY



DO NOT stand erect when you split wood. It could result in severe injury if you miss your target. Bend your knees slightly to make sure the axe hits the ground if you should accidentally slip.



DO NOT twist the axe from side to side if it gets stuck, as this could break or loosen the handle. Instead, work the axe loose by using an up/down lever motion.



DO NOT use the axe on the side of the trunk where you are standing as it is easy to slip and hurt yourself. Make sure the trunk is between you and the branches you intend to remove. The easiest way to cut branches is to cut from the root towards the top.

Axe Length



For safety, there should be no obstacles within 2 axe lengths from the chopping block