





KNOTTING TWO

Figure of Eight




Tie a single eight in the rope two feet from its end. Pass the free end through any tie-in point if desired.

Simple Hank



Fold the rope in half. Tie a simple overhand knot and pull tight

Round Turn & 2 ½ Hitches



Pass the end around the post twice. This takes the strain while you tie the knot. Go around the standing end to make the first Half Hitch. Pull this tight. Continue around in the same direction to make the second Half Hitch. Pull tight to complete the knot.